


Agilent E1482B VXIbus Extender (VXIbus-to- MXIbus)

Data Sheet

- 1-Slot, C-size, register based
- Provides interface for the external MXIbus controller
- Multiple VXIbus mainframes appear as a single system
- Transparent interrupts and TTL triggering
- Timing and triggering to external devices/mainframes
- *VXIplug&play*-compatible interface



Agilent E1482B

Description

The Agilent E1482B VXIbus Extender is a **C-size, 1-slot, register-based VXI module**. It connects your external controller to the VXI backplane via the MXIbus interface (E1489C). The extender is also used to create multiple-mainframe systems for either external or embedded controller applications.

When used with external workstation controllers, the VXI extender plugs into slot 0 of the mainframe and is connected via the MXIbus controller cable to the EISA/ISA-to-MXIbus Interface (E1489C) in the HP-UX controller. For multiple VXI mainframe systems, one VXIbus extender module is installed into each mainframe and these are connected together via MXIbus cables in a daisy-chain configuration.

Refer to the Agilent Technologies Website for instrument driver availability and downloading instructions, as well as for recent product updates, if applicable.

Extensions

Clock, trigger, and interrupt extensions are provided by VXI-MXI. Minimal extensions available via SMB connector and cable are CLK10 input/output and one of eight programmably selected triggering input/output and interrupt lines. The Interrupt and Timing Extension (INTX) cable bus structure provides all eight TTLTRG lines and seven interrupt lines defined by VXIbus; CLK10 is also carried by INTX. An INTX connector is available on the VXI-MXI front panel. Other INTX extensions include SYSFAIL*, ACFAIL*, and SYSRESET*.

Mainframe Extender Support for MXIbus

- Agilent E1406A Command Module, all system revisions apply
- Agilent E1498A Embedded Controller, all system revisions apply
- Agilent E6234A, E6235A
- Series 700 controllers with Agilent E1489C EISA/ISA-to-MXIbus Interface



Product Specifications

Interface Characteristics

Operating system:	HP-UX
Controller:	HP Series 700
I/O library:	SICL/VISA
Backplane:	EISA
Max. I/O speed:	
16 bit:	2.0 MB/s
32 bit:	4.0 MB/s
Languages:	C/C++, Agilent HP VEE

Front Panel

Indicators:	LEDs for VXI accessed, MXI accessed, and Failed
Reset:	1 external pushbutton
Connectors:	1 MXIbus connector, 1 INTX connector
Trigger and clock:	SMB Trigger Input, SMB Trigger Output, SMB external clock I/O

Cable Length

INTX maximum lengths:	20 m total per MXI system, maximum 8 mainframes per system
INTX bus maximum length:	12 m when mapping high-speed trigger signals

General Specifications

VXI Characteristics

VXI device type:	Register based
Data transfer bus:	n/a
Size:	C
Slots:	1
Connectors:	P1/2
Shared memory:	n/a
VXI busses:	TTL Trigger Bus (T) ECL Trigger Bus (E)
C-size compatibility:	n/a

Instrument Drivers

See the Agilent Technologies Website (http://www.agilent.com/find/inst_drivers) for driver availability and downloading.

Command module firmware:	n/a
Command module firmware rev:	n/a
I-SCPI Win 3.1:	n/a
I-SCPI Series 700:	n/a
C-SCPI LynxOS:	n/a
C-SCPI Series 700:	n/a
Panel Drivers:	n/a
VXIplug&play Win Framework:	n/a
VXIplug&play Win 95/NT Framework:	n/a
VXIplug&play HP-UX Framework:	n/a

Module Current

	I_{PM}	I_{DM}
+5 V:	6.7	0.67
+12 V:	0	0
-12 V:	0	0
+24 V:	0	0
-24 V:	0	0
-5.2 V	0.5	0.05
-2 V:	0.13	0.02

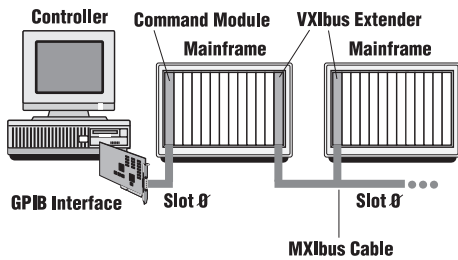
Cooling/Slot

Watts/slot:	21.00
ΔP mm H₂O:	0.25
Air flow liter/s:	3.50

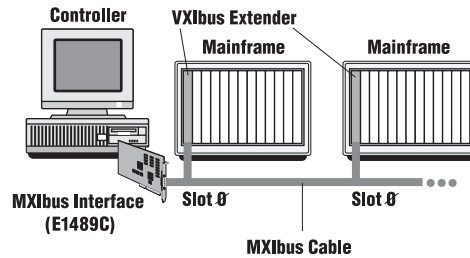
Ordering Information

Description	Product No.
VXIbus Extender (VXIbus-to-MXIbus)	E1482B
1-meter MXI and INTX cables	E1482B 001
If Ordered Separately	E1482-80001
4-meter MXI and INTX cables	E1482B 004
If Ordered Separately	E1482-80004
Japan - Japanese localization	E1482B ABJ
3 yr. rtn. to Agilent to 1 yr. OnSite warr.	E1482B W01

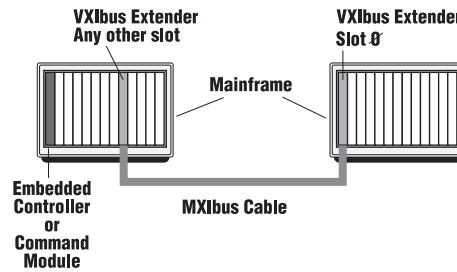
External GPIB Controllers (PCs, Series 300/700)



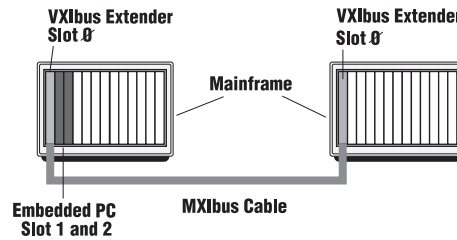
External Series 700 Controller



Embedded Series 700 Controller or Command Module



Embedded PC Controller



VXIbus Extender Connections

Related Literature

2000 Test System and VXI Catalog CD-ROM,
Agilent Pub. No. 5980-0308E (detailed specifications for VXI products)

2000 Test System and VXI Catalog,
Agilent Pub. No. 5980-0307E (overview of VXI products)

1998 Test System and VXI Products Data Book,
Agilent Pub. No. 5966-2812E

Online

Internet access for Agilent product information, services and support
www.agilent.com/find/tmdir

VXI product information
www.agilent.com/find/vxi

Defense Electronics Applications
www.agilent.com/find/defense_ATE

Agilent Technologies VXI Channel Partners
www.agilent.com/find/vxichanpart

Agilent Technologies' HP VEE Application Website
www.agilent.com/find/vee

Agilent Technologies Data Acquisition and Control Website
www.agilent.com/find/data_acq

Agilent Technologies Instrument Driver Downloads
www.agilent.com/find/inst_drivers

Agilent Technologies Electronics Manufacturing Test Solutions
www.agilent.com/go/manufacturing

**Get assistance with all your test and measurement needs at
www.agilent.com/find/assist
or check your local phone book for the Agilent office
near you.**

Agilent Technologies' test and measurement service/support commitment

Agilent strives to maximize the value our test and measurement products give you, while minimizing your risk and service/support problems. We work to ensure that each product is realistically described in the literature, meets its stated performance and functionality, has a clearly stated global warranty, and is supported at least five years beyond its production life. Our extensive self-help tools include many online resources (www.agilent.com).

Experienced Agilent test engineers throughout the world offer practical recommendations for product evaluation and selection. After you purchase an Agilent product, they can provide no-charge assistance with operation verification and basic measurement setups for advertised capabilities. To enhance the features, performance, and flexibility of your test and measurement products—and to help you solve application challenges—Agilent offers free or extra-cost product options and upgrades, and sell expert engineering, calibration, and other consulting services.

Phone and fax

United States:
Agilent Technologies
(tel) 1 800 452 4844

Canada:
Agilent Technologies Canada Inc.
(tel) 1 877 894 4414

Europe:
Agilent Technologies
Test & Measurement
European Marketing Organisation
(tel) (31 20) 547 2000

Japan:
Agilent Technologies Japan Ltd.
(tel) (81) 426 56 7832
(fax) (81) 426 56 7840

Latin America:
Agilent Technologies
Latin American Region Headquarters, U.S.A.
(tel) (305) 267 4245
(fax) (305) 267 4286

Australia/New Zealand:
Agilent Technologies Australia Pty Ltd.
(tel) 1 800 629 485 (Australia)
(fax) (61 3) 9272 0749
(tel) 0 800 738 378 (New Zealand)
(fax) (64 4) 802 6881

Asia Pacific:
Agilent Technologies, Hong Kong
(tel) (852) 3197-7777
(fax) (852) 2506-9284

Data Subject to Change
© Agilent Technologies 2000
Printed in the U.S.A. 04/2000
Publication No.: 5965-5728E



Agilent Technologies
Innovating the HP Way